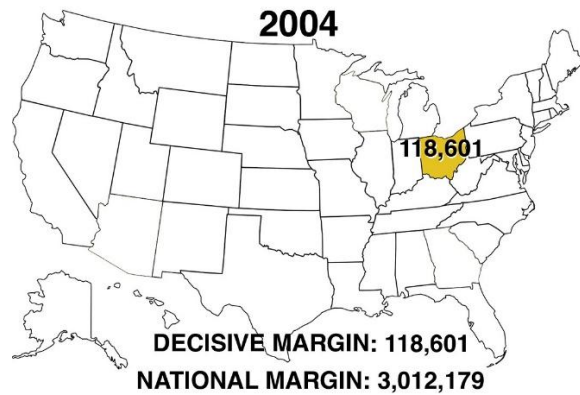
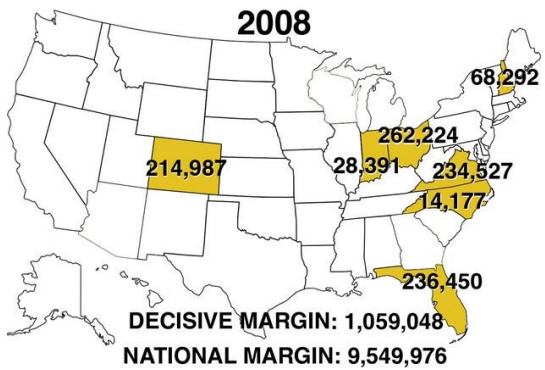
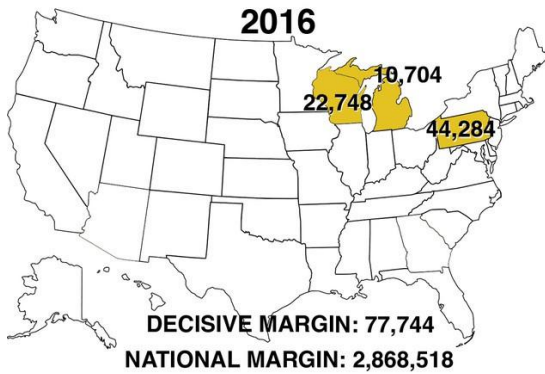


# Decisive States and Margins—2000 to 2024

November 24, 2025

In the seven presidential elections between 2000 and 2024 conducted under the current state-by-state winner-take-all method of awarding electoral votes, the Presidency was decided by an average of 279,628 popular votes spread over an average of three states.

In contrast, the average national popular vote margin over these seven elections averaged 4,325,498—15 times larger than the average number of votes (279,628) that decided the Presidency under the current system.





Year	Person who became President	Number of decisive states	Number of electoral votes above 270 received by the person who became President	Lead of the first-place candidate in the national popular vote	Popular vote lead in the decisive state(s) of the person who became President	Total popular vote lead in the decisive state(s) of the person who became President	Relative value of the decisive popular votes in the decisive state(s)
2024	Trump	3	42	2,284,338	29,397 in WI (10) 80,103 in MI (15) 120,266 in PA (19)	229,766	10
2020	Biden	3	36	7,052,711	10,457 in AZ (11) 11,779 in GA (16) 20,682 in WI (10)	42,918	164
2016	Trump	3	36	2,868,518	10,704 in MI (16) 22,748 in WI (10) 44,292 in PA (20)	77,744	37
2012	Obama	4	62	4,983,775	73,624 in FL (29) 166,214 in OH (18) 149,298 in VA (13) 39,643 in NH (4)	428,779	12
2008	Obama	7	95	9,549,976	236,450 in FL (27) 262,224 in OH (20) 14,177 in NC (15) 234,527 in VA (13) 28,391 in IN (11) 214,987 in CO (9) 68,292 in NH (4)	1,059,048	9
2004	Bush	1	16	3,012,179	118,601 in OH (20)	118,601	25
2000	Bush	1	1	543,816	537 in FL (25)	537	1,013
<b>Average</b>		<b>3</b>	<b>41</b>	<b>4,327,902</b>		<b>279,628</b>	<b>181</b>

The average national popular vote margin is 4,325,498 for the seven presidential elections between 2000 and 2024.

Year	Republican	Democratic	Popular vote margin
2000	50,460,110	51,003,926	543,816
2004	62,040,611	59,028,432	3,012,179
2008	59,948,240	69,498,216	9,549,976
2012	60,930,782	65,897,727	4,966,945
2016	62,985,134	65,853,652	2,868,518
2020	74,215,875	81,268,586	7,052,711
2024	77,303,569	75,019,231	2,284,338
<b>Average</b>			<b>4,325,498</b>